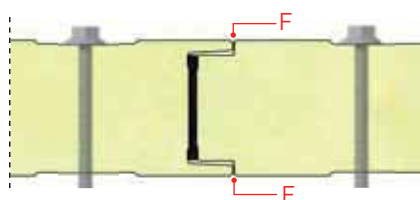
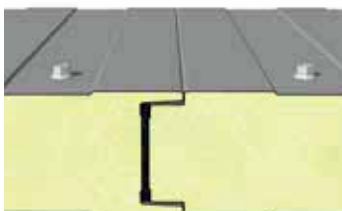
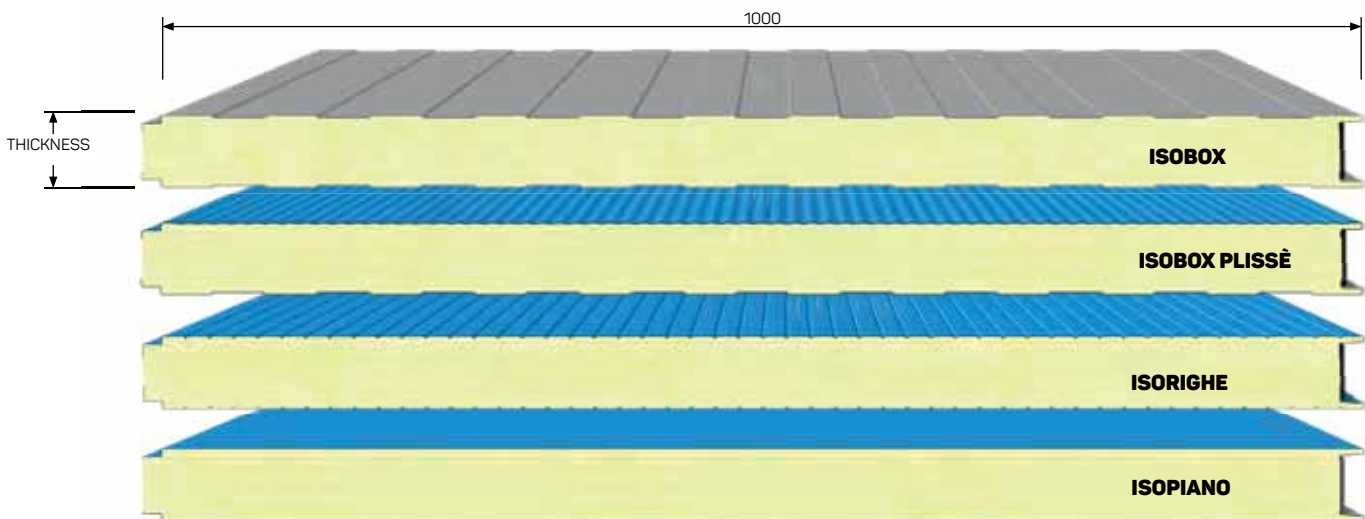


# Isobox, Isobox Plissé Isorighe Isopiano

Manufactured in: Italy, Germany, Spain, Romania



It is a self-supporting metal faced panel insulated with polyurethane foam with a tongue-and-groove joint. The fixing elements are exposed. It is available with different types of profile.



**INSTRUCTIONS OF USE**

For the use of the panels and the related limits, please consult the Technical Manual available on [www.isopan.com](http://www.isopan.com), General Sales Terms and Annexes defined by ISOPAN.



On request,  
Product available with Certification  
**FM APPROVED**

For further informations,  
please contact Isopan



→ see pag. 16

**OVERLOAD SPANS**

STEEL SHEETS 0,5 / 0,5 mm - Support 120 mm																
UNIFORMLY DISTRIBUTED LOAD kg/m <sup>2</sup>	PANEL NOMINAL THICKNESS mm								PANEL NOMINAL THICKNESS mm							
	25	30	40	50	60	80	100	120	25	30	40	50	60	80	100	120
	MAX SPANS cm								MAX SPANS cm							
50	220	260	320	380	440	550	640	730	260	300	380	450	520	650	740	800
60	215	240	300	350	410	500	590	680	240	270	340	410	470	590	660	710
80	180	205	260	310	350	440	520	600	200	230	290	350	410	500	550	600
100	155	180	230	275	320	395	470	540	170	200	260	310	360	440	490	510
120	140	165	210	250	290	360	430	490	140	170	230	280	320	390	430	460
140	125	150	190	230	265	330	395	455	130	150	200	250	295	360	390	420
160	115	135	175	210	245	310	370	425	120	130	185	220	265	330	360	385
180	105	125	165	195	230	290	345	400	110	120	160	200	240	305	340	360
200	100	115	155	185	215	270	325	375	100	110	145	180	215	285	315	335

ALUMINIUM SHEETS 0,6 / 0,6 mm - Support 120 mm																
UNIFORMLY DISTRIBUTED LOAD kg/m <sup>2</sup>	PANEL NOMINAL THICKNESS mm								PANEL NOMINAL THICKNESS mm							
	25	30	40	50	60	80	100	120	25	30	40	50	60	80	100	120
	MAX SPANS cm								MAX SPANS cm							
50	170	200	240	290	330	410	480	550	190	230	290	350	400	490	580	570
60	150	180	230	270	310	380	450	510	175	210	270	320	360	450	530	560
80	135	160	200	240	270	335	390	450	150	185	235	280	320	400	470	540
100	120	145	180	215	245	305	360	400	130	160	210	250	285	360	420	480
120	110	135	165	195	220	280	330	380	120	150	190	225	260	330	390	445
140	105	125	155	185	210	260	310	355	110	135	170	210	240	300	360	410
160	100	115	140	170	195	240	285	335	105	125	160	190	220	280	330	380
180	90	110	135	160	185	230	275	310	95	110	150	180	210	265	310	360
200	85	100	125	150	175	220	260	300	85	100	140	170	195	245	285	335

Calculation for static sizing according to the Annex E of the UNI EN 14509 standard. Deflection limit 1/200 ℓ. Thermal load is not considered.

**PANELS WEIGHT (Steel sheets)**

THICKNESS SHEETS mm		PANEL NOMINAL THICKNESS mm									
		25	30	35	40	50	60	80	100	120	
0,4 / 0,4	kg/m <sup>2</sup>	7,3	7,5	7,7	7,9	8,3	8,7	9,5	10,3	11,1	
0,5 / 0,5	kg/m <sup>2</sup>	9,0	9,2	9,4	9,6	10,0	10,4	11,2	12,0	12,8	
0,6 / 0,6	kg/m <sup>2</sup>	10,6	10,9	11,6	11,3	11,7	12,1	12,9	13,7	14,5	

**DIMENSION TOLERANCE (EN 14509)**

DEVIATION mm		
Length	L ≤ 3 m	± 5 mm
	L > 3 m	± 10 mm 0
Working length	± 2 mm	
Thickness	D ≤ 100 mm	± 2 mm
	D > 100 mm	± 2 %
Deviation from perpendicularity	6 mm	
Misalignment of the internal metal faces	± 3 mm	
Sheets coupling	F = 0 + 3 mm	

L = working length, D = panels thickness, F = sheets coupling



**FIRE PERFORMANCES**

Regarding the specifications related to the fire characteristics, please consult the synthesis available in the catalogue or on the website.

**THERMAL INSULATION**

According to EN 14509 Annex 10

U	PANEL NOMINAL THICKNESS mm									
	25	30	35	40	50	60	80	100	120	
W/m <sup>2</sup> K	0,83	0,70	0,61	0,54	0,44	0,37	0,28	0,22	0,19	
kcal/m <sup>2</sup> h °C	0,71	0,60	0,52	0,46	0,38	0,32	0,24	0,19	0,16	