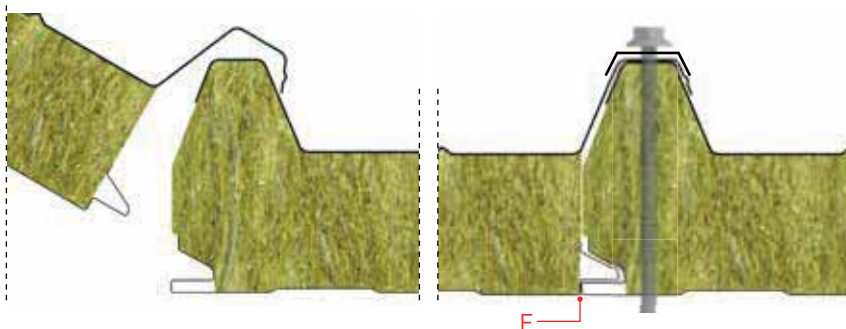
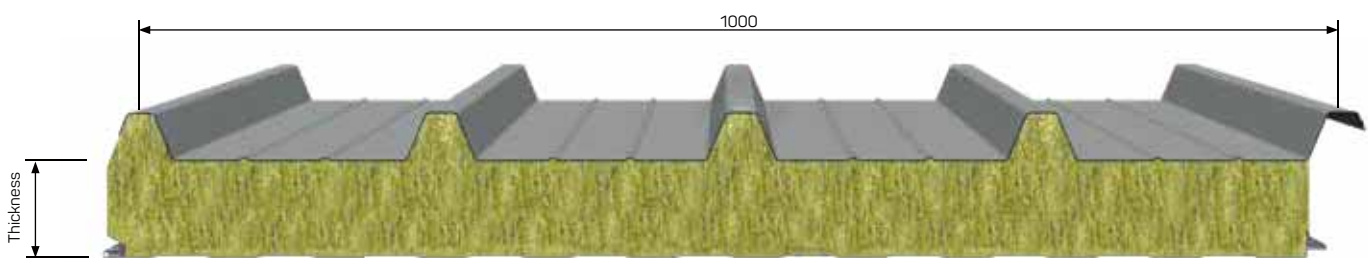


Isofire Roof

Manufactured in: Italy



Isofire Roof is a self-supporting double skin panel, insulated with mineral wool fibre made with an exclusive insulation layer composed of mineral wool strips. The fixing system is a penetrating type with the possibility to use exposed caps.



On request,
Product available with Certification
FM APPROVED

For further informations,
please contact Isopan



INSTRUCTIONS OF USE

For the use of the panels and the related limits, please consult the Technical Manual available on www.isopan.com, General Sales Terms and Annexes defined by ISOPAN.

Isofire Roof



→ see pag. 16

OVERLOAD SPANS

UNIFORMLY DISTRIBUTED LOAD kg/m ²	STEEL SHEETS 0,5 / 0,5 mm - Support 120 mm								STEEL SHEETS 0,6 / 0,6 mm - Support 120 mm							
	PANEL NOMINAL THICKNESS mm								PANEL NOMINAL THICKNESS mm							
	50	60	80	100	120	150	170	200	50	60	80	100	120	150	170	200
	MAX SPANS cm								MAX SPANS cm							
80	330	360	420	475	525	550	560	570	350	375	430	495	545	595	605	615
100	305	330	375	425	480	495	500	510	315	340	395	445	495	540	550	560
120	270	300	345	390	435	475	480	490	280	310	355	405	450	485	490	495
140	255	270	315	360	405	420	425	435	260	290	325	370	415	440	445	450
160	235	255	290	320	365	390	395	405	245	260	300	340	375	405	410	415
180	210	235	270	305	340	360	365	370	230	245	280	315	345	380	385	390
200	195	210	255	290	320	340	345	350	210	230	265	300	330	350	355	360
220	185	200	240	265	295	325	330	335	195	220	250	280	310	330	335	340
250	165	185	215	250	275	290	295	300	170	195	230	260	290	300	305	310

Calculation for static sizing according to the Annex E of the UNI EN 14509 standard. Deflection limit 1/200 ℓ. Thermal load is not considered. Value of 170mm and 200mm thickness panel (in italic) are considered with 150mm width support.

PANELS WEIGHT (Steel sheets)

THICKNESS SHEETS mm	kg/m ²	PANEL NOMINAL THICKNESS mm							
		50	60	80	100	120	150	170	200
0,5 / 0,5	kg/m ²	14,4	15,4	17,4	19,4	21,4	24,4	26,4	29,4
0,6 / 0,6	kg/m ²	16,2	17,2	19,2	21,2	23,2	26,2	28,2	31,2

DIMENSION TOLERANCE (EN 14509)

DEVIATION mm	
Length	L ≤ 3 m ± 5 mm L > 3 m ± 10 mm
Working length	± 2 mm
Thickness	D ≤ 100 mm ± 2 mm D > 100 mm ± 2 %
Deviation from perpendicularity	6 mm
Misalignment of the internal metal faces	± 3 mm
Bottom sheet coupling	F = 0 + 3 mm

L = working length, D = panels thickness, F = sheets coupling



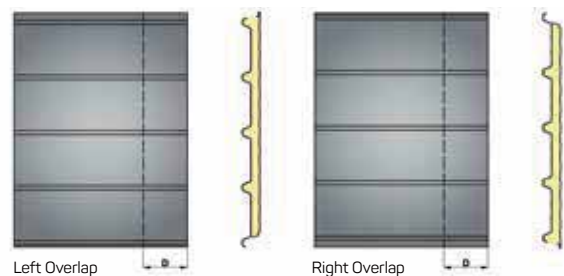
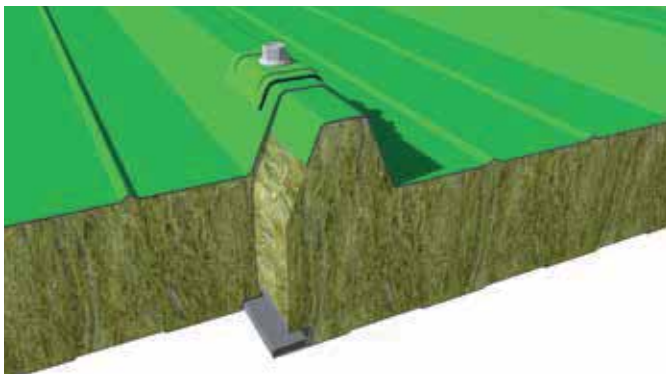
FIRE AND ACOUSTICS PERFORMANCES

On client's request, Isopan can provide Fire and Acoustic behaviour certificates. Please consult the synthesis available in the catalogue or on the website.

THERMAL INSULATION

According to EN 14509 Annex 10

U	PANEL NOMINAL THICKNESS mm							
	50	60	80	100	120	150	170	200
W/m ² K	0,78	0,66	0,50	0,40	0,34	0,27	0,24	0,20
kcal/m ² h °C	0,67	0,57	0,43	0,34	0,29	0,23	0,21	0,17



D = mm 100-150-200-250
Other measurement after agreement